



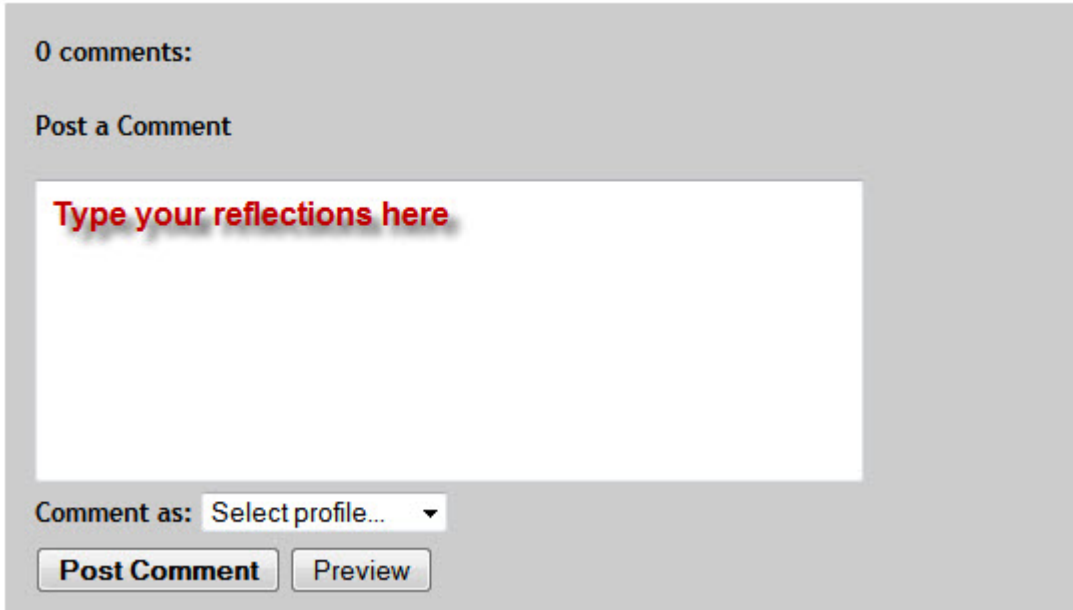


# How to Post a Comment

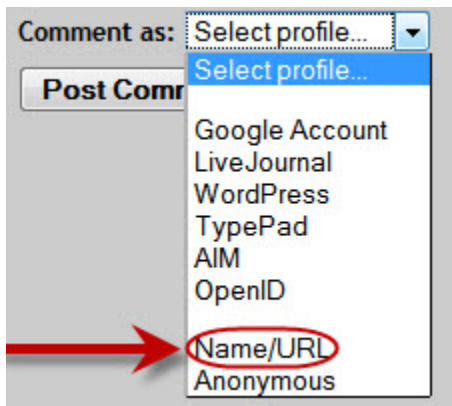
1. Click on **comments** at the bottom of the post.

Posted by 21st Century Cruiseline at 9:06 AM [0 comments](#)     


2. A text box will appear. Type your comment in the text box.



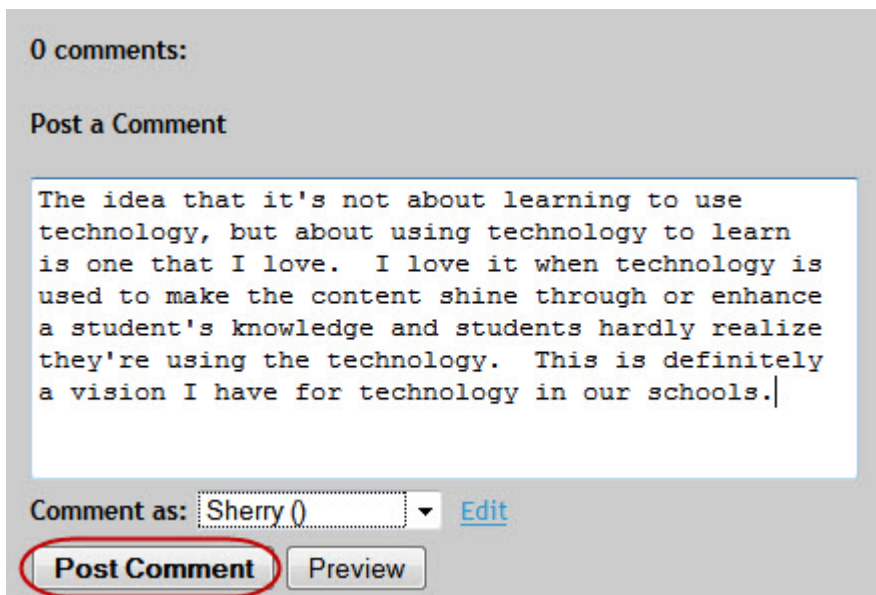
3. When you have finished your comment, you will need to select a profile with which to identify yourself before you can post the comment. Click on the drop-down menu next to Comment as: Select **Name/URL** from the list.



4. Enter your name in the first blank. This is how your name will appear above the comment. If you have a website or blog you can enter that address in the second blank. Click **Continue**.



5. Click **Post Comment**.



6. Complete the Word verification, and then click **Post Comment**.

Word verification



7. Refresh the web page to see your comment.

